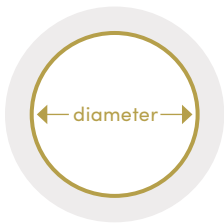
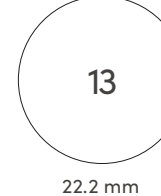
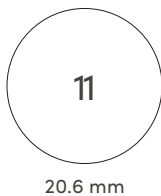
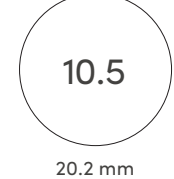
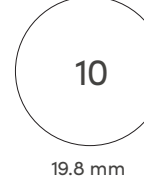
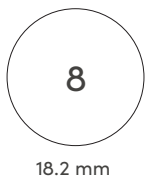
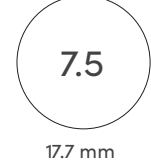
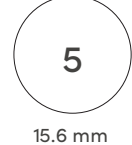
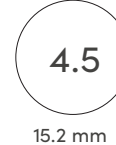


INSTRUCTIONS:

- To obtain an accurate ring size measurement, page scaling must be set to "100%" in your print dialog box.
- Make sure to uncheck all "scale to fit" checkboxes when printing.
- Using a ring worn on the same finger you want sized, place the ring on a circle below. The circle should fit snugly on the inside of the ring. The estimated size appears inside the circle.
The circle should fit snugly on the inside of the ring. The estimated size appears inside the circle.



Measurements refer to the inside diameter of the ring.



EU	48	50	52	54	56	58	60	62	62	64
US	4.5	5	6	7	7.5	8.5	9	10	10.5	11